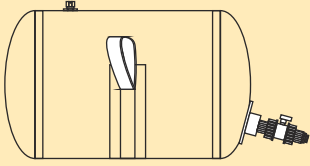


LB/60/U WATER BAG



LB/60/D WATER BAG

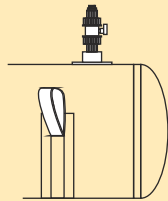
Material PES
 Type of coating PVC
 Total weight 1000 gr/m²
 Tensile strength 3400 N/50mm



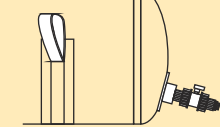
LB/60

MODEL	WOLUME	FULL WEIGHT	DIA.	LENGHT	EMPTY WEIGHT
	m ³	kg.	cm.	cm.	gr.
LB/60	0,060	60	40	50	1680

Bonded extension parts 1,5 cm Supporting parts for bonded extensions (interier) 3 cm ,(exterior) 4 cm



LB/150/U WATER BAG



LB/150/D WATER BAG

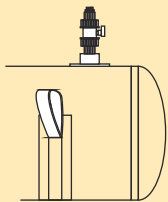
Material PES
 Type of coating PVC
 Total weight 1000 gr/m²
 Tensile strength 3400 N/50mm



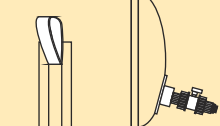
LB/150

MODEL	WOLUME	FULL WEIGHT	DIA.	LENGHT	EMPTY WEIGHT
	m ³	kg.	cm.	cm.	gr.
LB/150	0,150	150	50	75	2660

Bonded extension parts 1,5 cm Supporting parts for bonded extensions (interier) 3 cm ,(exterior) 4 cm



LB/300/U WATER BAG



LB/300/D WATER BAG

Material PES
 Type of coating PVC
 Total weight 1000 gr/m²
 Tensile strength 3400 N/50mm



LB/300

LB/375

MODEL	WOLUME	FULL WEIGHT	DIA.	LENGHT	EMPTY WEIGHT
	m ³	kg.	cm.	cm.	gr.
LB/300	0,300	300	50	150	4100
LB/375	0,375	375	55	150	4560

Bonded extension parts 1,5 cm Supporting parts for bonded extensions (interier) 3 cm ,(exterior) 4 cm