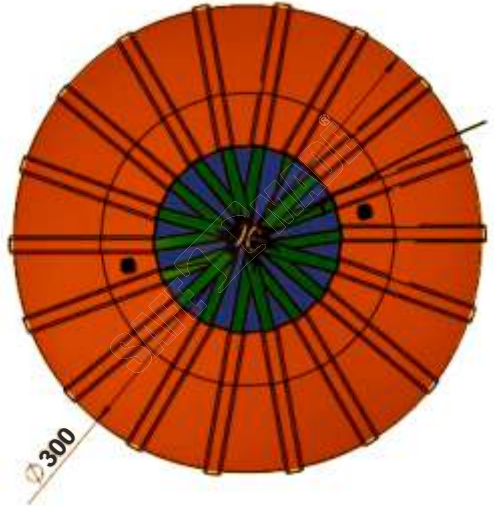
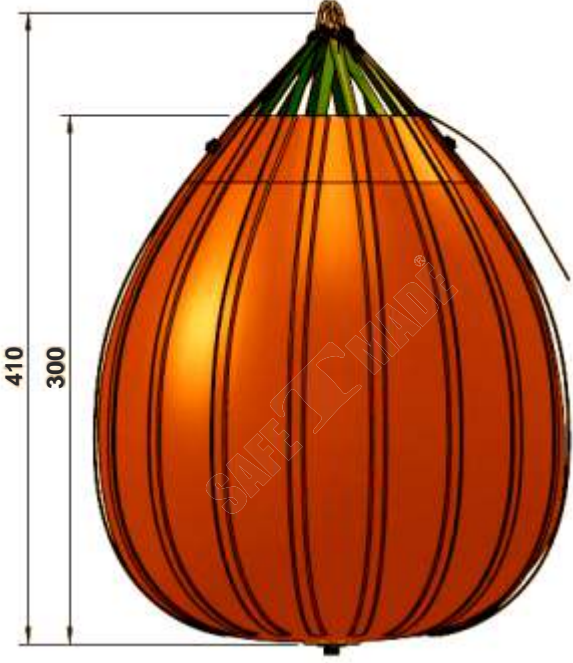
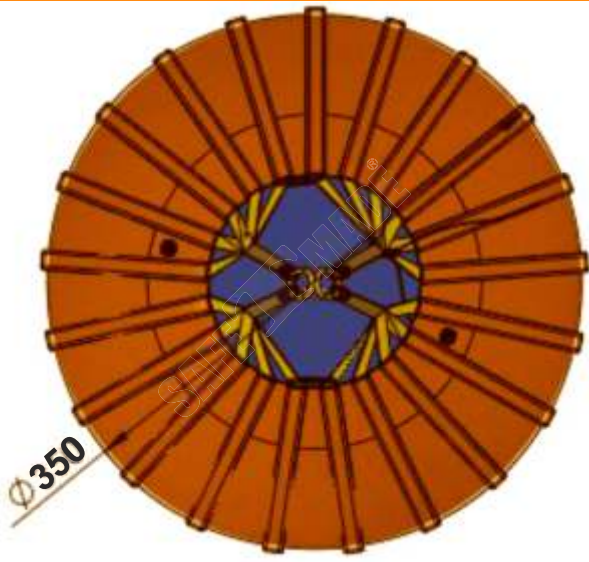




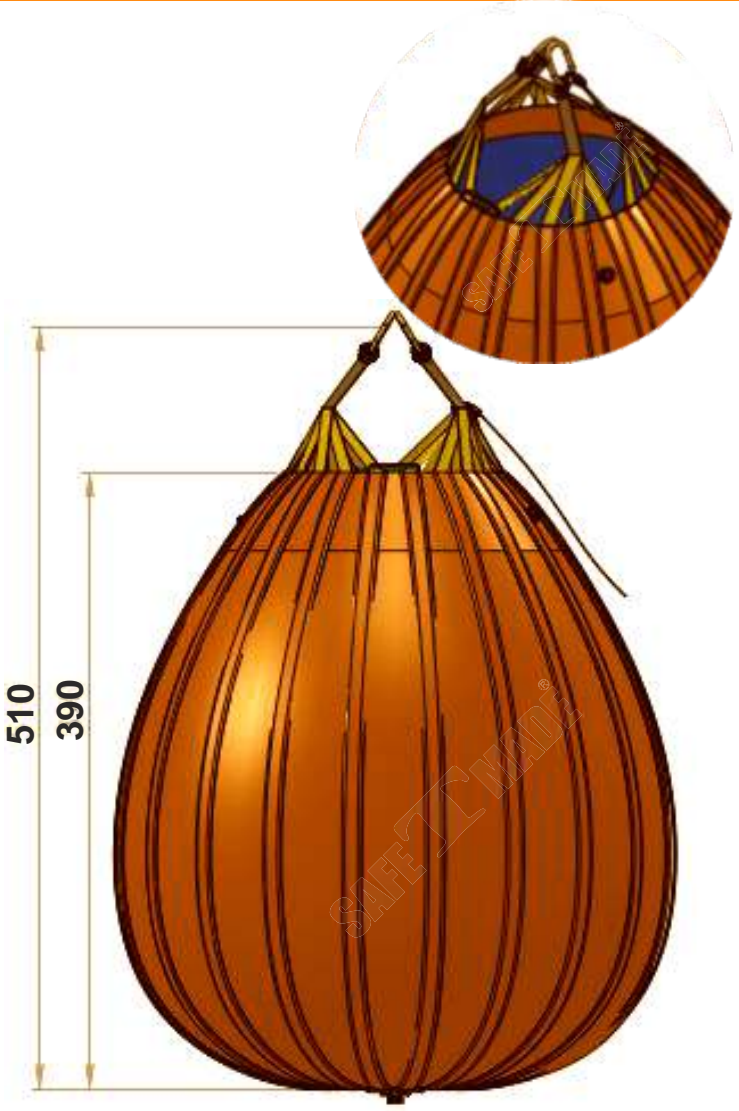
WB/20	20000 kg	CHECK VALVE SYSTEM
MATERIAL		
LINKAGE ASSEMBLY	14000 kg x 2	
ALLOY SHACKLES	12500 kg x 6	
BASE CHROME RING	SWL 30000 kg x 1	
SLING	2000 kg x 18	
SLING U TYPE		
SLING MATERIAL POLYESTER	SWL 13600 N/60 mm	
FABRIC	7000 N/50mm kg	
FABRIC MATERIAL POLYESTER	PES	
FABRIC TYPE OF COATING	PVC	
FABRIC MATERIAL TOTAL WEIGHT	1450 gr/m2	SWL 7000/5500 N/5cm
EMPTY WEIGHT	162 kg	
VOLUME	20 m ³	
WEIGHT	20000 kg	
DIA	295 cm	
FILLED HEIGHT	300 CM	
TOTAL HEIGHT	410 CM	
Full weight with seawater average	1,018 gr/lt	



WB/20



WB/30	30000 kg	CHECK VALVE SYSTEM
MATERIAL		
LINKAGE ASSEMBLY	170000 kg x 2	
ALLOY SHACKLES	12500 kg x 4	
BASE CHROME RING	SWL 46000 kg x 1	
SLING	3000 kg x 21	
SLING U TYPE	4000 kg x 4	
SLING MATERIAL POLYESTER	SWL 13600 N/60 mm	
FABRIC	7000 N/50mm kg	
FABRIC MATERIAL POLYESTER	PES	
FABRIC TYPE OF COATING	PVC	
FABRIC MATERIAL TOTAL WEIGHT	1450 gr/m2	SWL 7000/5500 N/5cm
EMPTY WEIGHT	255 kg	
VOLUME	30 m ³	
WEIGHT	30000 kg	
DIA	350 cm	
FILLED HEIGHT	390 CM	
TOTAL HEIGHT	510 CM	
Full weight with seawater average	1,018 gr/lt	



WB/30